



Mountain House Retail Survey

November 13, 2023, 9:57 AM

Contents

i. Summary of responses 2

Mountain House Retail Survey

What types of Retail stores would benefit the community?

Summary Of Responses

As of November 13, 2023, 9:57 AM, this forum had: **Topic Start**







Attendees: 974
Responses: 658
Hours of Public Comment: 32.9

Topic End

November 18, 2022, 11:00 PM

QUESTION 1

1. Before March 2020 / COVID-19 pandemic, did you work from home?

		%	Count
Yes, full-time		14.9%	98
Yes, most of the week		9.9%	65
Yes, occasionally		26.3%	173
No – my job could not be completed via teleworking		19.9%	131
No – my employer or I did not utilize / prefer teleworking		17.5%	115
No – I was not employed		11.6%	76

QUESTION 2

If YES, How many days per week?







Answered 329
Skipped 329

QUESTION 3

2. Under the current circumstances, are you working from home?

Mountain House Retail Survey

What types of Retail stores would benefit the community?

		%	Count
Yes, full-time		35.0%	230
Yes, most of the week		22.5%	148
Yes, occasionally		12.8%	84
No – my job cannot be completed via teleworking		16.6%	109
No – my employer or I do not utilize / prefer teleworking		2.4%	16
No – I am not employed		10.8%	71







QUESTION 4

If YES, How many days per week?

Answered	430
Skipped	228

QUESTION 5

3. In the future, do you anticipate working from home on an ongoing basis?

		%	Count
Yes, full-time		25.4%	167
Yes, most of the week		28.1%	185
Yes, occasionally		18.8%	124
No – my job cannot be completed via teleworking		16.0%	105
No - my employer or I do not utilize / prefer teleworking		3.0%	20
No – I am not planning to be employed		8.7%	57

Mountain House Retail Survey

What types of Retail stores would benefit the community?

QUESTION 6

If YES, How many days per week?

Answered	449
Skipped	209

QUESTION 7

4. If you have specific comments related to the questions above, please explain below:

Answered	50
Skipped	608

QUESTION 8

5. What City do you work in? If you work from home full-time, please write Mountain House; if you travel to a work location for all or part of the week, please type the City of this work location.

Answered	658
Skipped	0




QUESTION 9

1. Where do you currently do most of your shopping for groceries / weekly necessities? (Select up to two options)

		%	Count
Tracy		93.2%	612
Livermore		19.2%	126
Pleasanton		15.5%	102
Dublin		18.3%	120
Brentwood		2.6%	17









Mountain House Retail Survey

What types of Retail stores would benefit the community?

		%	Count
Manteca		0.9%	6
Other – delivery / online		8.2%	54
Other		1.8%	12

QUESTION 10

2. Where do you currently do most of your big-box/general merchandise shopping trips?
(Select up to two options)

		%	Count
Tracy		85.8%	564
Livermore		23.3%	153
Pleasanton		13.1%	86
Dublin		16.7%	110
Brentwood		1.2%	8
Manteca		1.8%	12
Other – delivery / online		14.8%	97
Other		1.8%	12


QUESTION 11

3. Where do you currently go for most of your restaurant / fast food trips?
(Select up to two options)

		%	Count
Tracy		67.3%	442

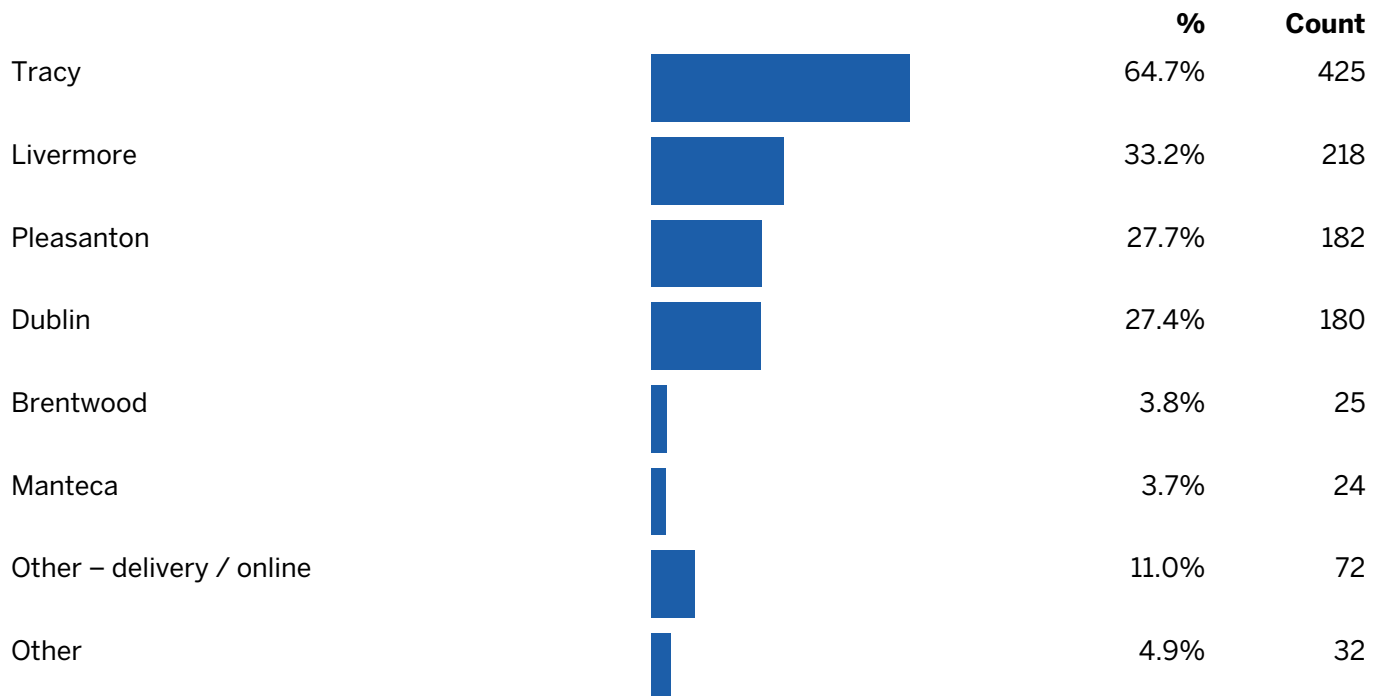
Mountain House Retail Survey

What types of Retail stores would benefit the community?



QUESTION 12

**4. In which nearby City do you do most of your other retail / services shopping trips?
(Select up to two options)**



Mountain House Retail Survey

What types of Retail stores would benefit the community?

QUESTION 13

5. If you have specific comments related to the questions above, please explain below:

Answered	55
Skipped	603





QUESTION 14

1. What types of fast-food / drive-thru restaurants would you like to see in Mountain House, with 1 being 'Not Important at All' and 4 being 'Extremely Important':

Coffee/Donuts/Bagels

		%	Count
1		15.4%	101
2		14.5%	95
3		21.6%	142
4		48.5%	318

Sandwiches

		%	Count
1		11.1%	73
2		17.7%	116
3		26.2%	172
4		45.0%	295

Pizza


		%	Count
1		10.5%	69
2		13.0%	85

Mountain House Retail Survey


What types of Retail stores would benefit the community?

		%	Count
3		25.9%	170
4		50.6%	332



Burgers

		%	Count
1		14.5%	95
2		16.8%	110
3		25.2%	165
4		43.6%	286

Chicken

		%	Count
1		18.4%	121
2		12.3%	81
3		22.4%	147
4		46.8%	307


Taco/Burrito

		%	Count
1		13.1%	86
2		14.3%	94
3		26.7%	175
4		45.9%	301

Mountain House Retail Survey

What types of Retail stores would benefit the community?

Yogurt/Ice Cream



QUESTION 15


Other

Answered	103
Skipped	555

QUESTION 16

2. What type of food / restaurant styles would you like to see in Mountain House, with 1 being 'Not Important at All' and 4 being 'Extremely Important':

American/Pub



Breakfast/Diner



Mountain House Retail Survey


What types of Retail stores would benefit the community?



Indian



Italian



Mexican



Mountain House Retail Survey





What types of Retail stores would benefit the community?

		%	Count
4		45.7%	300

Asian-Chinese/Japanese/Thai

		%	Count
1		10.1%	66
2		9.9%	65
3		24.7%	162
4		55.3%	363

Mediterranean/Middle Eastern

		%	Count
1		22.6%	148
2		16.5%	108
3		23.6%	155
4		37.3%	245

QUESTION 17

Other

Answered	65
Skipped	593

QUESTION 18

3. What type of retail categories would you like to see in Mountain House, with 1 being 'Not Important at All' and 4 being 'Extremely Important':

Mountain House Retail Survey

What types of Retail stores would benefit the community?


Convenience/Liquor Store



Pharmacy



Small Specialty Grocer (e.g. Indian, Asian, Hispanic)





Office Supplies/Print Center







Mountain House Retail Survey





What types of Retail stores would benefit the community?

		%	Count
3		19.5%	128
4		18.0%	118

Hardware Store

		%	Count
1		25.8%	169
2		24.5%	161
3		25.6%	168
4		24.1%	158

Discount/Dollar Store

		%	Count
1		40.4%	265
2		19.4%	127
3		16.0%	105
4		24.2%	159


Auto Parts

		%	Count
1		45.3%	297
2		28.2%	185
3		15.7%	103
4		10.8%	71

Mountain House Retail Survey

What types of Retail stores would benefit the community?

Pet Store/Supplies



Cellphone



QUESTION 19

Other:

Answered	73
Skipped	585

QUESTION 20

4. What type of health service categories would you like to see in Mountain House, with 1 being 'Not Important at All' and 4 being 'Extremely Important':

Urgent Care Center




Mountain House Retail Survey

What types of Retail stores would benefit the community?



Dentist



Optometry



General Medical Practitioner




Mountain House Retail Survey


What types of Retail stores would benefit the community?



Pediatrician



Veterinarian



QUESTION 21

Other:

Answered	59
Skipped	599


QUESTION 22

5. What type of retail service categories would you like to see in Mountain House, with 1 being 'Not Important at All' and 4 being 'Extremely Important':

Mountain House Retail Survey

What types of Retail stores would benefit the community?

Daycare




Post Office/Mail Center



Hair Salon/Barber



Nail Salon/Spa







Mountain House Retail Survey





What types of Retail stores would benefit the community?

		%	Count
3		21.5%	141
4		30.9%	203

Dry Cleaner

		%	Count
1		30.8%	202
2		23.9%	157
3		20.0%	131
4		25.3%	166

Tutoring Center

		%	Count
1		34.5%	226
2		23.2%	152
3		20.3%	133
4		22.1%	145


Bank

		%	Count
1		11.7%	77
2		10.5%	69
3		21.0%	138
4		56.7%	372

Mountain House Retail Survey

What types of Retail stores would benefit the community?


Accounting/Business Services



Small Fitness (e.g. Yoga, Crossfit, Orangetheory, or other training)



Carwash



Automotive (mechanic, oil change, etc)







Mountain House Retail Survey

What types of Retail stores would benefit the community?

		%	Count
3		24.4%	160
4		29.7%	195

Pet (Groomer, pet day care, etc)

		%	Count
1		44.5%	292
2		18.1%	119
3		16.6%	109
4		20.7%	136

QUESTION 23

Other:

Answered	58
Skipped	600

QUESTION 24

6.If you have specific comments or other retail preferences/suggestions related to the questions above, please explain below:

Answered	88
Skipped	570